



YOUR PROFESSIONAL-CLASS PRODUCT

Endure EN6500 Series 2 Lite Patio Door with Clear Glass



OUTSIDE VIEW




INSIDE VIEW

SIZING

Opening Width Range: 94 5/8" to 95 1/8"
Opening Height Range: 79 5/8" to 80"
Frame Depth: 4 9/16"
Door Size: 94 1/2" x 79 1/2"

HANDING



Outside Looking In

ENERGY

ENERGY PERFORMANCE RATINGS

U-Factor (U.S./I-P) Solar Heat Gain Coefficient

0.28

0.20

ADDITIONAL PERFORMANCE RATINGS

Visible Transmittance Condensation Resistance

0.46

60.00



ENERGY STAR® Certified
In All 50 States.



877.389.0835
2150 State Route 39
Sugarcreek, OH 44681

QUOTE INFORMATION

Job: Test

PO #TEST

Order #5856393-1

DETAILS

Endure 6512 Endure 2-Lite Patio Door

Standard Size: 96" x 80"

Unit Size: 94 1/2" x 79 1/2"

Left Hand Operable - Left Door Active (OSL)

Euro White Inside/Outside

Aeris/Endure White Multi-Point Mortised Handleset

Top Hung Screen with BetterVue Screen Mesh

Ship Knocked Down (KD)

AccuVent Multi-Venting System (White)

Glass for Entire Unit:

ComforTech DLA-UV

Double Strength Glass (Tempered)

PURCHASE AGREEMENT

Terms & Conditions:

Prices are valid for 30 days.

Terms and Conditions of Sale - www.provia.com/terms



877.389.0835
2150 State Route 39
Sugarcreek, OH 44681

QUOTE INFORMATION

Job: Test

PO #TEST

Order #5856393

Dealer

Name (Print)

Name (Sign)

Date

Purchaser

Name (Print)

Name (Sign)

Date