






Date:	2/13/2007 12:01:00 AM
Project ID#:	6

Project Name: Exact Forms Plus Webinar

*EF+ Support Headers and Footers so every page looks nice!*

## Sample of Project and Related Tasks

### Basic Document Subtable Formatting

TC	Task Name	Assign To	Milestone	Start	Duration (Days)	Projected Finish	Priority	Status	Complete	Date Complete	Task ID	Predecessors
<b>Not Started</b>												
	<b>Review Meeting with Team</b>	Chris Baker	<input checked="" type="checkbox"/>	1/22/2017	2	01-24-2017	High	Not Started	100%	10-24-2014	86	
	<b>Webinar</b>	Chris Baker	<input type="checkbox"/>	1/31/2017	2	02-01-2017	High	Not Started	100%	10-24-2014	87	
	<b>Testing Testing SWA</b>	Chris Baker	<input type="checkbox"/>	1/30/2020	1	01-30-2020	Medium	Not Started	10%		94	
				<b>TOTAL DAYS:</b>	<b>5</b>							
<b>In-Progress</b>												
	<b>Post Webinar Review</b>	Chris Baker	<input type="checkbox"/>	2/1/2017	2	02-02-2017	High	In-Progress	70%		88	
	<b>12354556</b>	Christine Boylan	<input type="checkbox"/>		1		High	In-Progress			91	
				<b>TOTAL DAYS:</b>	<b>3</b>							

Date:	2/13/2007 12:01:00 AM
Project ID#:	6

Project Name: Exact Forms Plus Webinar

*EF+ Support Headers and Footers so every page looks nice!*

TC	Task Name	Assign To	Milestone	Start	Duration (Days)	Projected Finish	Priority	Status	Complete	Date Complete	Task ID	Predecessors
<b>Completed</b>												
<input checked="" type="radio"/>	<b>Prepare Demo info</b>	Chris Baker	<input type="checkbox"/>	1/1/2017	2	01-03-2017	High	Completed	100%	10-24-2014	71	
<input checked="" type="radio"/>	<b>Schedule Webinar</b>	Chris Baker	<input type="checkbox"/>	1/8/2017	2	01-10-2017	High	Completed	100%	10-24-2014	84	
<input checked="" type="radio"/>	<b>Practice Session</b>	Chris Baker	<input type="checkbox"/>	1/15/2017	2	01-17-2017	High	Completed	100%	10-24-2014	85	
				<b>TOTAL DAYS:</b>	<b>6</b>							



Approved By

## QB Signature



## TERMS AND CONDITIONS

This is just a sample terms and conditions file that can be used with our signature ad-on. This can be used to have the user review prior to entering their signature.

You can use exact forms plus to generate this terms, with to customize the data in this document from data on the individual quickbase record.



## Feature Comparison

## Exact Forms Plus!

## PDF Stamper

Template File Type	doc, docx	PDF
Output File Type	doc, docx or PDF	PDF
Handles application tokens	✓	✓
Store output file in QuickBase	✓	✓
Handles images and barcodes	✓	✓
Captures creation date in QuickBase	✓	✓
Integrates with Courier for QuickBase	✓	✓
Integrates with DocuSign for QuickBase	✓	✓
Can include "Subtable" or "Related" data	✓	✗
Handles text fields with embedded HTML tags	✓	✗
Store output file in Amazon S3	✓	✗
Store output file in separate "Repository" table	✓	✗
Create password protected files	✓	✗
Create multiple DOC and PDF files with a single button click	✓*	✗**
Create merged PDF files from multiple record transaction	✓	✗
Merged additional PDF files into Output File	✓	✗

✗ This is the first release for PDF Stamper so these features are not available at this time. The PDF Stamper will be enhanced to include this functionality in future releases.

\* Exact Forms Plus can create up to 50 documents in a single transaction. If you have the need to create more than 50 documents in a single transaction you will have to subscribe to the **Exact Forms Plus Batch Processor**.

\*\*The PDF Stamper can only create 1 PDF file in a single button click. . If you have the need to stamp and create more than 1 PDF in a single transaction you will have to subscribe to the **PDF Stamper Batch Processor**.